

Chapter 8 (Part 3)

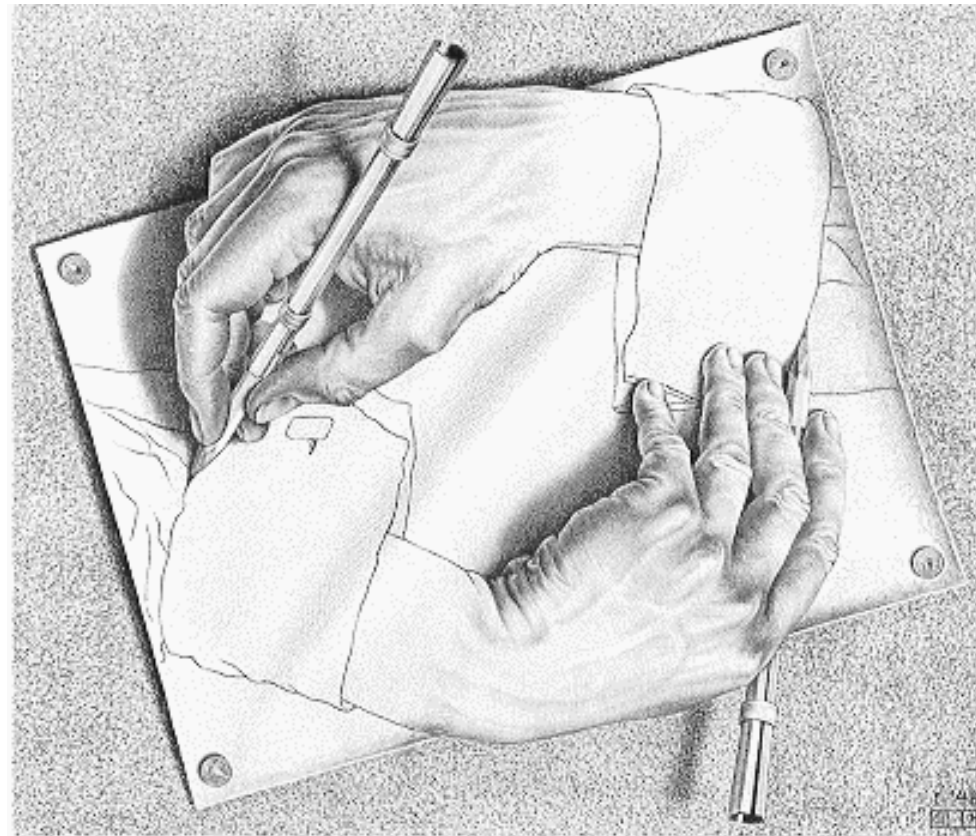
High Level Programming Languages



Chapter Goals

- Define the **concepts of a data type** and strong typing
- Explain the **concept of a parameter** and distinguish between **value and reference parameters**
- Describe two **composite data-structuring mechanisms**
- Name, describe, and give examples of the three **essential ingredients of an object-oriented language**
- **... Some Hands-On**

A Little Hands On



Hello World

```
<html>  
<body>  
<script type="text/javascript">  
document.write("Hello World!")  
</script>  
</body>  
</html>
```

Looping Statements

- The *while* statement is used to repeat a course of action
- Let's look at two distinct types of repetitions

Looping Statements

- ***Count-controlled loops***

- Repeat a specified number of times
- Use of a special variable called a loop control variable

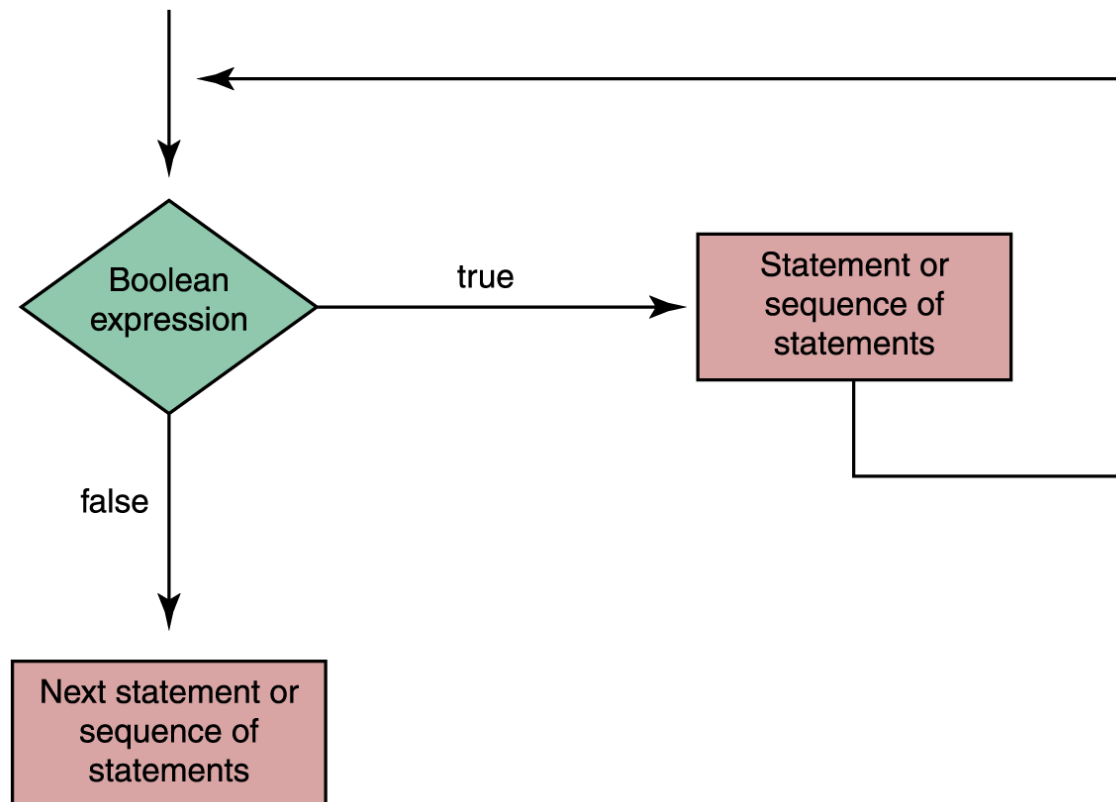


Figure 8.4
Flow of control of
while statement

Looping Statements

- *Count-controlled loops*

Language	Count-Controlled Loop with a while Statement
Ada	<pre>Count := 1; while Count <= Limit loop ... Count := Count + 1; end loop;</pre>
VB.NET	<pre>Count = 1 While (count <= limit) ... count = count + 1 End While</pre>
C++/Java	<pre>count = 1; while (count <= limit) { ... count = count + 1; }</pre>

Looping Statements

- ***Event-controlled loops***

- The number of repetitions is controlled by an event that occurs within the body of the loop itself

Read a value	Initialize event
While (value \geq 0)	Test event
...	Body of loop
Read a value	Update event
...	Statement(s) following loop

Looping Statements

- *Event-controlled* loops

Set sum to 0	Initialize sum to zero
Set posCount to 0	Initialize event
While (posCount <= 10)	Test event
Read a value	
If (value > 0)	Test to see if event should be updated
Set posCount to posCount + 1	Update event
Set sum to sum + value	Add value into sum
...	Statement(s) following loop

Looping Statement

```
<html>
<body>
<script type="text/javascript">
var i=0
while (i<=10)
{
document.write("The number is " + i)
document.write("<br />")
i=i+1
}
</script>
</body>
</html>
```

Looping Statement

The number is 0
The number is 1
The number is 2
The number is 3
The number is 4
The number is 5
The number is 6
The number is 7
The number is 8
The number is 9
The number is 10

Subprogram Statements

- We can give a section of code a name and use that name as a statement in another part of the program
- When the name is encountered, the processing in the other part of the program halts while the named code is executed

Subprogram Statements

- There are times when the calling unit needs to **give information to the subprogram** to use in its processing
- A **parameter list** is a list of the identifiers with which the subprogram is to work, along with the types of each identifier placed in parentheses beside the subprogram name

Subprogram Statements

(a) Subprogram A does its task and calling unit continues with next statement

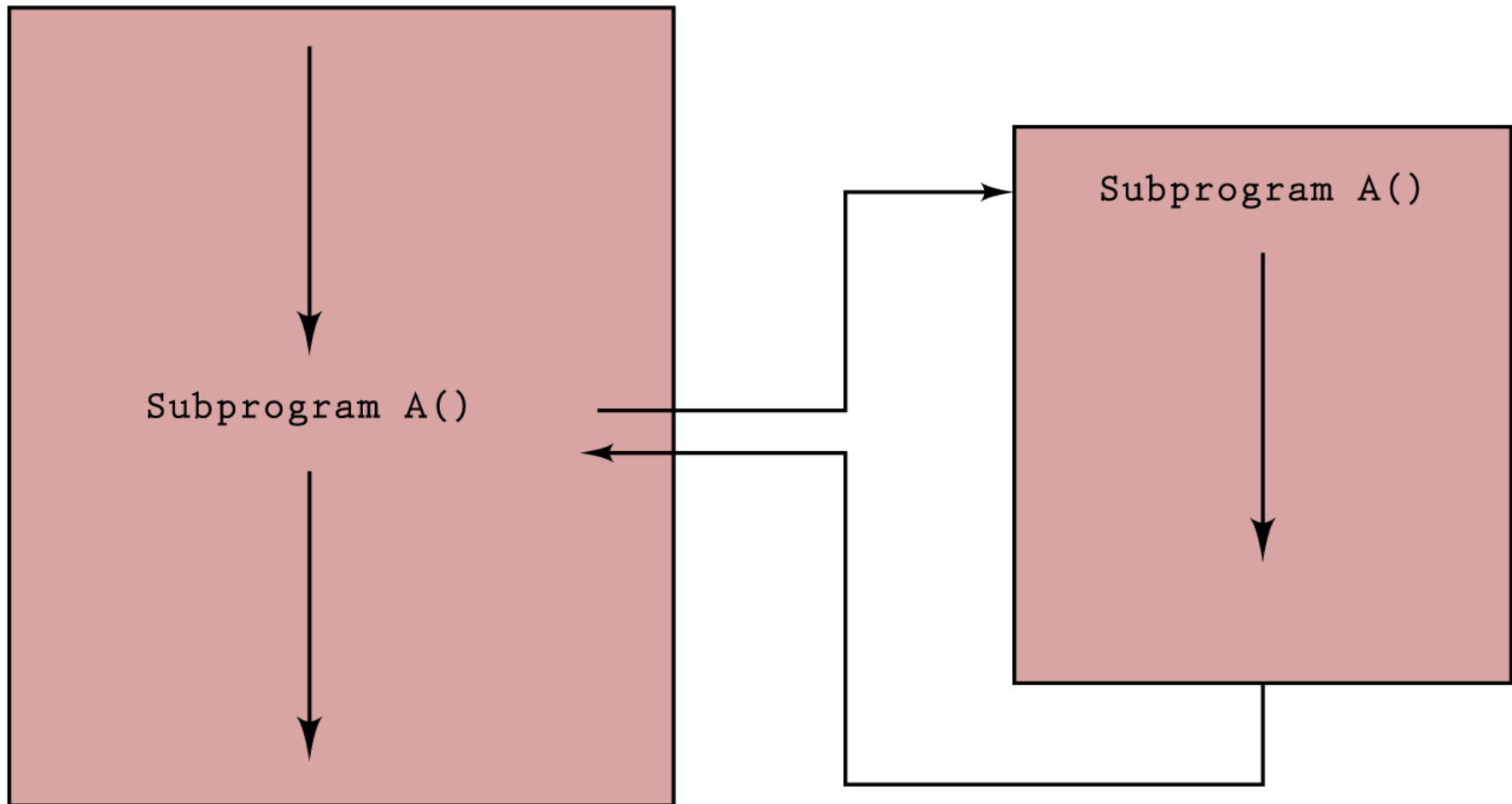


Figure 8.5 Subprogram flow of control

Subprogram Statements

(b) Subprogram B does its task and returns a value that is added to 5 and stored in x

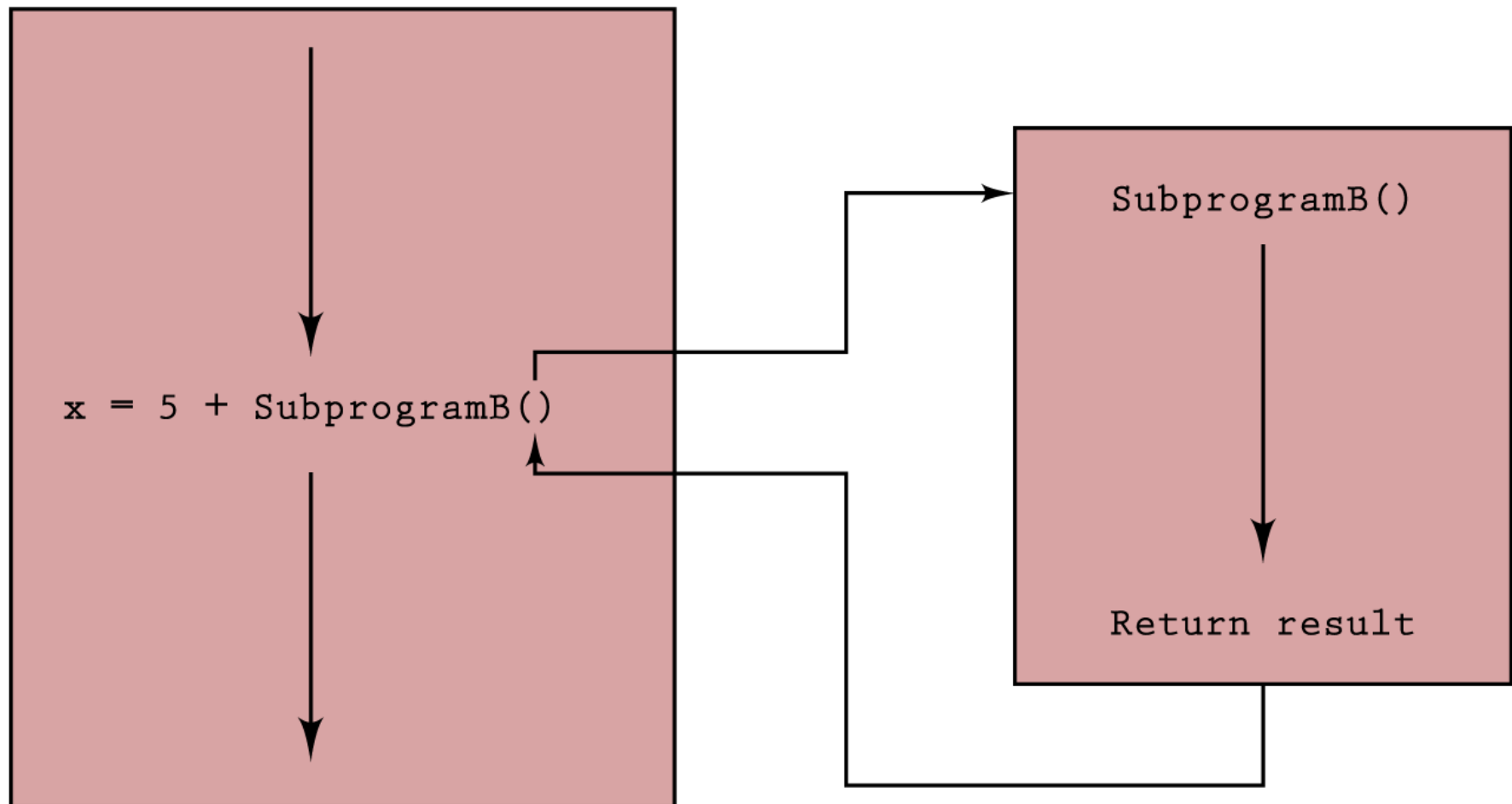


Figure 8.5 Subprogram flow of control

Subprogram Statements

- **Parameters** Identifiers listed in parentheses beside the subprogram declaration; sometimes they are called **formal parameters**
- **Arguments** Identifiers listed in parentheses on the subprogram call; sometimes they are called **actual parameters**

Subprogram Statements

- **Value parameter** A parameter that expects a **copy** of its **argument** to be passed by the calling unit (put on the message board)
- **Reference parameter** A parameter that expects the **address** of its **argument** to be passed by the calling unit (put on the message board)

Subprogram Statements

Language	Subprogram Declaration
VB.NET	<pre>Public Sub Example(ByVal one As Integer, ByVal two As Integer, ByRef three As Single) ... End Sub</pre>
C++/Java	<pre>void Example(int one; int two; float& three) { ... }</pre>

Functions

```
<html>
<head>
<script type="text/javascript">
function displaymessage()
{
alert("Hello World!")
}
</script>
</head>

<body>
<form>
<input type="button" value="Click me!"
onclick="displaymessage()" >
</form>
</body>
</html>
```

Recursion

- **Recursion** The ability of a subprogram to **call itself**
- Each recursive solution has **at least two cases**
 - **Base case** The case to which we have an answer
 - **General case** The case that expresses the solution in terms of a call to itself with a smaller version of the problem
- For example, the factorial of a number is defined as the number times the product of all the numbers between itself and 0:

$$N! = N * (N - 1)!$$

Asynchronous Processing

- **Asynchronous processing** The concept that input and output can be accomplished through windows on the screen
 - *Clicking* has become a major form of input to the computer
 - Mouse clicking is not within the sequence of the program
 - A user can click a mouse at any time during the execution of a program
 - This type of processing is called **asynchronous**

Composite Data Types

- **Records**

- A record is a named *heterogeneous* collection of items in which individual items are accessed by name
- The **elements** in the collection **can be of various types**

Composite Data Types

Language	Record Type Declaration
Ada	<pre>type Name_String is String (1..10); type Employee_Type is record Name : Name_String; Age : Integer range 0..100; Hourly_Wage : Float range 1.0..5000.0; end record;</pre>
VB.NET	<pre>Structure Employee Dim Name As String Dim Age As Integer Dim HourlyWage As Single End Structure</pre>
C++	<pre>struct EmployeeType { string name; int age; float hourlyWage; };</pre>

Composite Data Types

Language	Record Variable Declaration and Usage
Ada	<pre>An_Employee : Employee_Type; ... An_Employee.Name = "Sarah Gale"; An_Employee.Age = 32; An_Employee.Hourly_Wage = 95.00;</pre>
VB.NET	<pre>Dim AnEmployee As EmployeeType ... AnEmployee.Name = "Sarah Gale" AnEmployee.Age = 32 AnEmployee.HourlyWage 95.00</pre>
C++	<pre>EmployeeType anEmployee; ... anEmployee.name = "Sarah Gale"; anEmployee.age = 32; anEmployee.hourlyWage = 95.00;</pre>

Arrays

- An **array** is a named collection of **homogeneous** items in which individual items are **accessed by their place within the collection**
 - The **place** within the collection is called an ***index***

Language	Array Declaration
Ada	<pre>type Index_Range is range 1..10; type Ten_Things is array (Index_Range) of Integer;</pre>
VB.NET	<pre>Dim TenThings(10) As Integer</pre>
C++/Java	<pre>int tenThings[10];</pre>

Arrays

[0]	1066
[1]	1492
[2]	1668
[3]	1945
[4]	1972
[5]	1510
[6]	999
[7]	1001
[8]	21
[9]	2001

Figure 8.8
Array variable
tenThings
accessed from
0..9

Functionality of Object-Oriented Languages

- **Encapsulation**
- **Inheritance**
- **Polymorphism**

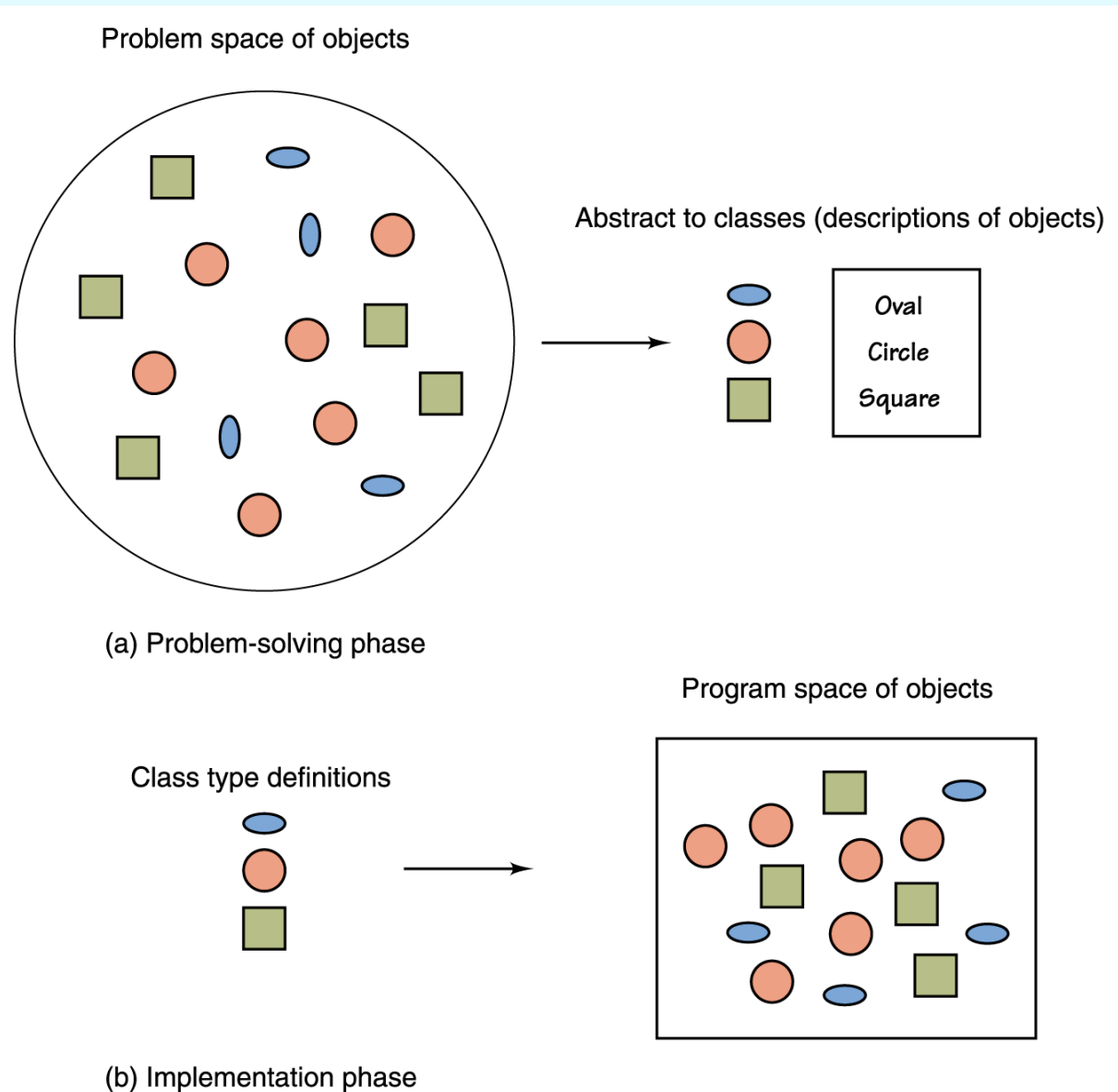
Encapsulation

- **Encapsulation** A language feature that enforces **information hiding**
- **Class** A language construct that is a **pattern for an object** and provides a **mechanism for encapsulating** the **properties** and **actions** of the object class
- **Instantiate** Create an object from a class

Inheritance

- **Inheritance** A construct that **fosters reuse** by allowing an application to take an already-tested class and **derive a class** from it that **inherits the properties** the application needs
- **Polymorphism** The ability of a language to have **duplicate method names** in an inheritance hierarchy and to **apply the method** that is **appropriate for the object** to which the method is applied

Inheritance



- Inheritance and polymorphism combined allow the programmer to build useful hierarchies of classes that can be reused in different applications

Figure 8.9
Mapping of
problem into
solution

Homework

- **Read Chapter Eight, Sections 8.3 – 8.4**
- **“PLAY” with JavaScript**
http://www.w3schools.com/js/js_howto.asp
- **Do some of the hands-on examples in class**
- **Program Assignment (#2) Next Class**

Mid-Term

- Good Results
- Some incompletes
- Will review next class

Have A Great Weekend

